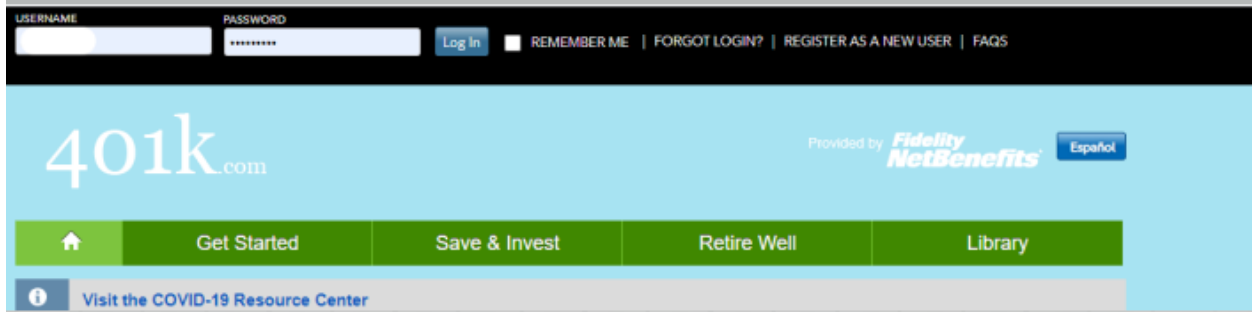
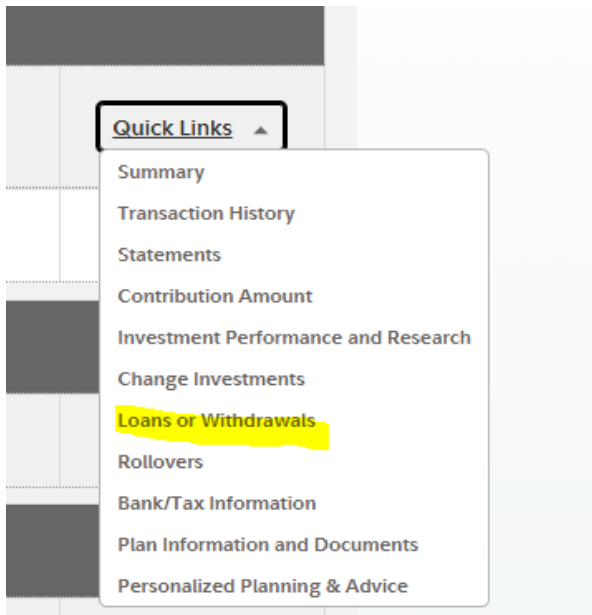



1. Login to www.401k.com



2. After login go to the Saving & Investment Plan of Sasol (USA) Corporation and click on the Quick Links and you will see Loans or Withdrawals.



3. Once you click on Loans or Withdrawals you should see the screen below:

 **Direct deposit**  
Set up your bank account and you may receive your money faster using direct deposit. [Set up direct deposit now](#)



## Request a new loan or withdrawal

Loans and withdrawals are two different ways to take money out of your account. Your available options depend on things like your age, the type of money in your account, your employment status, and what the money will be used for.

You may be able to take:

up to \_\_\_\_\_ OR up to \_\_\_\_\_  
as a loan \_\_\_\_\_ as a withdrawal \_\_\_\_\_

[See Your Options](#)

Depending on your needs you could take a Loan or a Hardship withdrawal and both are explained once you select *see your options*.